



## LINEAR HYDRO-DYNAMIC ACTUATORS

LPHD SERIES

### APPLICATIONS



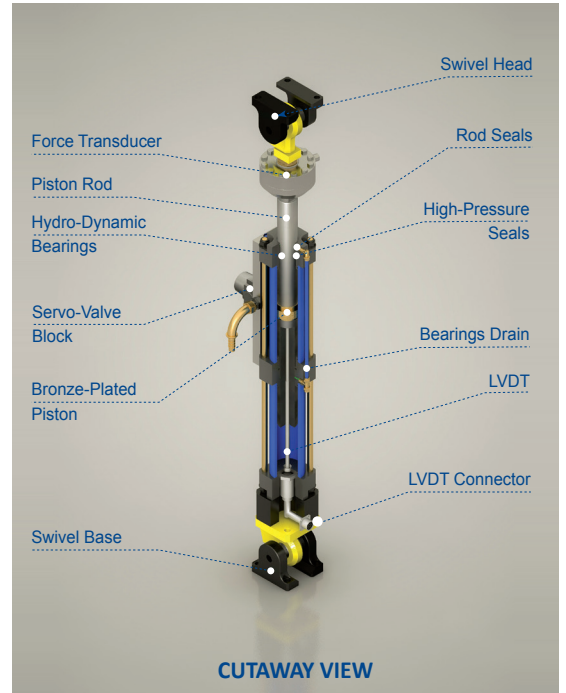
- Durability and fatigue test
- Dynamic performance test
- Multi-axial motion platforms

### TECHNICAL DESCRIPTION

- Hydro-dynamic bearings to protect piston rod in high frequency and small displacement applications
- Low friction sealing to avoid excessive wear on piston rod at low speed
- Double ended piston rod design
- Internal LVDT displacement sensor for closed loop control feedback
- Hydraulic cushions at each end of the stroke
- Long-life and low maintenance design.

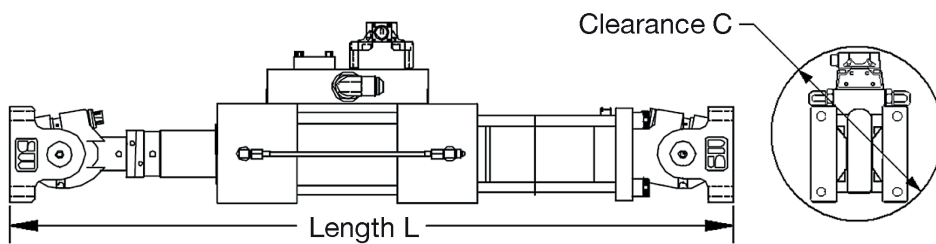
### ACTUATORS ACCESSORIES

- Swivel head and base
- Fatigue rated load cell
- Servo-valves manifold



## LPHD SERIES: ACTUATOR SPECIFICATIONS

Rating (kN)	Rod Dia (mm)	Area (mm <sup>2</sup> )	Force at 207 Bar (kN)	Length L for 150mm Stroke (mm)	Length L for 250mm Stroke (mm)	Clearance C (mm)
5	28.6	239	4.94	886	1140	185
10	28.6	497	10.28	886	1140	185
14	28.6	697	14.41	886	1140	185
15	44.5	735	15.23	980	1234	236
27	44.5	1303	27.02	980	1234	236
33	44.6	1613	33.41	1095	1349	307
50	69.9	2374	49.13	1095	1349	307
65	69.9	3297	68.13	1095	1349	307
100	69.9	4790	99.08	1217	1471	333
150	69.9	7600	157.22	1217	1471	333
250	95.3	12664	262.03	1417	1671	394
330	95.3	15961	330.15	1417	1671	394
500	133.4	24826	513.59	1643	1897	528
750	133.4	36703	759.21	1740	1994	584
1000	152.4	48768	1008.83	1984	2238	660
1500	203.2	74103	1532.89	2159	2413	711



Other assembly combinations are available upon request.  
 Above dimensions are provided at mid-stroke.  
 Specifications reported above are subject to change without notice.

